

Camerasderie

The Newsletter of the NIH Camera Club, Bethesda, MD Vol. 58 (1); September 2019



Floral Still Life
by Maryel Szabat



The NIH
CAMERA
CLUB

September
2019
Table of Contents

CALENDAR OF EVENTS.....	3
PRESIDENT'S CHAT.....	4
PSA REP RAP.....	5
MPA CORNER.....	6
NATURE VISIONS INFORMATION.....	7
SEPTEMBER MEETING INFO.....	8
COMPETITION TOPICS 2019-2020.....	9
SEPTEMBER TRAVELOGUE.....	10
FAMOUS PHOTOGRAPHER SERIES #43 HENRI CARTIER-BRESSON (1908-2004).....	11-12
BETTER QUERY SAUL.....	13-15
VOLUNTEERS PLEASE HELP.....	15
TRAVELOGUE WRAP-UP.....	16
MPA NEWS.....	17-18
EDUCATIONAL OFFERING.....	19
CUBA	20
PSA ANNUAL CONFERENCE.....	21
WEBSITE INFORMATION.....	22
DUES ARE DUE.....	23
BOARD MEMBERS AND MEETING INFORMATION.....	24
MEMBERSHIP APPLICATION AND RENEWAL FORM.....	25

2019 SEPTEMBER

SUN	MON	TUE	WED	THU	FRI	SAT
1	2	3	4	5	6	7
8	9	10 Critique Night See pg 8	11	12	13	14
15	16	17 Travelogue See pg 10	18	19	20	21
22	23	24	25	26	27	28
29	30					


2019 OCTOBER

SUN	MON	TUE	WED	THU	FRI	SAT
		1	2	3	4	5
6	7	8 Competition See pg 9	9	10	11	12
13	14	15 Travelogue TBA	16	17	18	19
20	21	22	23	24	25	26
27	28	29	30	31		

President's Message

September 2019

By Margaret Sprott



I hope you have all had a good summer and are ready for an active camera club year. Our immediate past President, Linda Eisenstadt, left the club in good shape and we've had our first board meeting.

Peter Dunner, our Program and Education Chair, is finding good judges and speakers and working on the topics for the 2020-2021 year.


The club will receive a small donation from the Maryland Photography Alliance because some of you participated in one of their activities. This may continue so I hope our participation will continue because it is an easy way to help our budget and is fun for participants.

George Lea, another former President of the club, has volunteered to give a series of classes on Your Photographic Image. This will be a very informative series because of George's great knowledge and expertise in photography. (See schedule on p. 19)

Our next board meeting will be on Tuesday, October 29 at 7 PM at the Sprott home. All members are welcome to come to these meetings but please let me know if you will be coming. I hope to see all of you at our first meeting on September 10.



PSA Rep Rap September 2019 By Dick Sprott



Last month I gave a few suggestions for travel to add to John and Kay Norvell’s travel advice based on our trip to France written a week before that trip ended. The rest of that trip was pretty uneventful except for the French heat wave! Did you know that the French don’t believe that they need air-conditioning? This is a view they are currently rethinking! It was 103° the day we left and 114° the next week. One week after returning from France we spent a week in California. It was 103° there the day we left Murphy’s, a lovely town a couple of hours from Yosemite. Travel advice? Prepare for the unexpected. Long pants and sweaters may not suffice to keep you comfortable in summer and shorts might not do it in spring and fall. Grand kids can get away with a lot, like shorts in the dead of winter, but us old geezers (an affectionate term for camera club members) need to pay attention to what our bodies are telling us. Extremes of heat and cold are becoming more common pretty much everywhere just when our bodies are getting less interested in adaptation!


The PSA annual conference is in Spokane, Washington, September 22 to 28 (tours 9/22 – 9/25), and the weather should be quite nice

with a day time average of 73° and night time average of 47°, but those are averages and days could be warmer and nights cooler. If you are attending have a good look at the ten day forecast before you leave and don’t trust it too far.

In past columns I have described PSA study groups as a very useful and enjoyable membership benefit. Several NIHCC members who are PSA members are study group members and find their group(s) useful. PSA has just produced a video that describes study groups nicely. If you have any interest at all, have a look at the video at:

<https://psa-photo.org/index.php?study-groups>

You do not have to be a member of PSA to view the video, but if you decide you want to join a study group you will need to join PSA. This can be done for as little as \$45/ year for the on-line only membership or \$60/year for membership with a hard copy of the Journal each month. AND, there are many other benefits from membership that I’ll try to feature in future columns. If you have questions about any aspect of PSA please let me know. I’ll do my best to get you the information you want.



**CONFERENCE HOTEL:
Centennial Hotel Spokane
303 W North River Dr.
Spokane, WA 99201**

MPA CORNER – September 2019

by Linda Eisenstadt, NIHCC Rep to
Maryland Photography Alliance (MPA)
MPA@MDPhotoAlliance.org



SAVE THE DATES:

October 19, 2019 – Trip to Hillwood House

April 25, 2020 – Odyssey of Light, 3rd annual seminar featuring 3 presenters!

MPA has already been busy planning activities and opportunities for the member clubs!


1. Learn & Earn – October 19 Trip to Hillwood House
 - This event will be announced shortly and will be available to only 20 people!
 - There will be a presentation by Leo Lubow about their current exhibit of Alfred Eisenstaedt's photographs as well as docent tours of the exhibit and museum. You'll have time to photograph the house and the grounds.
 - When it's time to register, you'll need to use our code "NIHCC" to register. **If you belong to several clubs, please use NIHCC. Our club receives credits for all Learn & Earn opportunities. These credits will benefit our budget and members!**
 - **If you know you are available and would like to participate, send me your name, email address and phone number to me (linstadt@aol.com), subject HILLWOOD.**
2. MPA created an initiative called the "MPA Traveling Gallery Show".
 - Earlier this summer, Margaret Sprott sent out information about the MPA Traveling Gallery. Maryland Hall in the Annapolis area offered their gallery spot to MPA. There is room for 36 framed images, and they will be on display from November 19 through February 19. Traffic in Maryland Hall is very high due to its aggressive calendar of events. This will be a great opportunity for a few of our Members to showcase and sell their work.
 - It's quite simple. Clubs will have complete independence on which images to choose to send to MPA. Each MPA club which wants to participate will provide two high quality gallery images. MPA will inventory your club's images, and as opportunities arise, we can move quickly. Clubs can switch their images when they are not on display in a gallery show.
 - We already have had interest from several members, so NIHCC will participate in this program. If you want to participate, please email Margaret Sprott, president, NIHCC.

The MPA Calendar of Events lists the activities of the member camera clubs. To see what these clubs are offering (as a member of MPA, we are allowed to attend these events), go to: <https://www.mdphotoalliance.org>, click on MPA NEWS. The member camera clubs list their activities for the month. You are welcome to attend any of these events.

Be involved with MPA, you'll find many opportunities to learn.



NATURE VISIONS PHOTO EXPO



September 2019
By Ann McDermott



Registration is Open

The event takes place this November 1-3 at the Hylton Performing Arts Center at George Mason University in Manassas, Virginia.

Ticketing options include a one-day pass (Friday only), two-day pass (Saturday and Sunday), or three-day pass (all three days).

- The Friday pass includes keynote addresses by Ralph Lee Hopkins and Cole Thompson.
- The two- and three-day passes include access to 11 informational talks and trainings in Merchant Hall.

Tickets to presentations, workshops and hands-on trainings that are not included with the daily passes can be added to your registration. You can also sign up for a one-on-one portfolio review by one of the speakers and pre-order a lunch that will be delivered by Panera Bread.

Visit the website for full details: <https://naturevisions.org>

Save with your Club Discount

Because you are a member of NIHCC, you can receive up to \$30 off on any one pass, class or lecture. The discount cannot be used for any of the hands-on workshops or photo shoots. To get your discount, enter the email address you use for our NIHCC website in the coupon code area when you check out. You can use the discount one time.


Photo Competitions

As a member of NIHCC, you can enter photos into the Nature Photography competition and Photo Art competition. Images can be uploaded until Friday, September 13.


- Nature Competition – Enter up to 6 photographs with a theme of nature in one of the following categories: Birds, Wildlife, Macro/Close-up, Water, Landscapes, Flora
- Photo Art Competition – Enter up to 2 photographs with a non-nature theme such as people, architecture, street scenes, still life, abstract, etc.

Full details including all the rules, guidelines, and dates are available at: <https://naturevisions.org>.

Follow us on Social Media to stay up-to date on all the happenings: [Instagram](#), [Facebook](#) and [Twitter](#).



"For members of the NIH CC who are planning to enter images in the Nature Visions competition this year, this Critique Session would be an opportunity to get some feedback on images under consideration. But the deadline for image submission is only three days later (Sept. 13), so you'd have to hurry (and it's never a good idea to wait until the last minute). A better strategy might be to submit your candidates before the meeting (the upload period starts August 12), and then submit any revised images depending on the judge's comments."



September 10, 2019 - Critique Session – Nature –

Qualifying entries are images that portray various aspects of natural plant and animal life in a living state, that illustrate the natural features of land and sea, or that reveal certain natural phenomena such as cloud formations, sunsets, auroras, precipitation, frost, or fire but that do not show human intervention, such as fences or paved roads. Photos of domestic plants or animals may also qualify, for example, a zoo animal with no walled enclosure visible.

Judge for September 2019 Competition Critique Night: Nature

Don Johnson has been a serious amateur photographer since the mid-1980s. He first learned the basic elements of photographic design, composition, and equipment taking a photography course while in college. After graduation in 1971, Don pursued other important activities such as career building and raising a family, but he always maintained an avid interest in photography.

In the mid-1980's, Don returned to his hobby of photography on a more serious basis. His wife reignited his interest in the activity after giving him a new camera one year for the holidays. Much to her chagrin, this stimulated further photography equipment purchases, but also helped Don produce much better images.

Over the years, Don has had a number of his photographs published. He has been published in *Natures Best*, *Popular Photography*, *Photoshop Elements Techniques*, *AOPA Pilot* magazine, *Ballooning: The Journal of the Balloon Federation of America*, *Zooger*, and *Hallowed Ground*, the magazine for the Civil War Trust, among others. He has also been published in books and calendars and has been displayed in many galleries, including the Smithsonian Institution in Washington, DC. Don likes to photograph zoo animals, flowers, and almost anything that "catches his eye."

Don is a former President of the Frederick Camera Clique, a photography club located in Frederick Maryland, a former President of the Gaithersburg Camera Club, located in Gaithersburg, Maryland, as well as a member of the National Zoo's FONZ Photo Club. Don uses Nikon equipment and is currently exploring the world of digital photography with a Nikon D610 digital camera.

Don is retired and lives in Gaithersburg Maryland with his wife. He has three grown children and five grandchildren.



NIH Camera Club 2019 – 2020 Calendar COMPETITION TOPICS AND DESCRIPTIONS

September 10, 2019 - Critique Session – Nature – Qualifying entries are images that portray various aspects of natural plant and animal life in a living state, that illustrate the natural features of land and sea, or that reveal certain natural phenomena such as cloud formations, sunsets, auroras, precipitation, frost, or fire but that do not show human intervention, such as fences or paved roads. Photos of domestic plants or animals may also qualify, for example, a zoo animal with no walled enclosure visible.

October 8, 2019 - Open – Any subject matter qualifies.

November 12, 2019 - Essential Washington - Photographs that capture the character of Washington, D.C. (A map of the boundaries will be supplied)

December 10, 2019 – Holiday Party at FAES House

January 14, 2020 - Shadows / Silhouettes – Acceptable images are those in which shadows are the most important element(s) or where the subject is seen as a black silhouette without detail against a brighter background. An image may show the shadow of an object without showing the object itself.

February 11, 2020 - Abstract – Qualified entries are non-representational. They may cover any subject matter; any technique or techniques may be used in their creation. The main emphasis is on pattern, texture, tone, form, color, etc. However, abstracts may contain identifiable subject matter as a minor element. An abstract image may be “found”, like a certain paving pattern, or “created,” like smoke wisps or light painting.

March 10, 2020 - Close Up, Macro - Images that result from the use of close-up lenses, macro lenses, or telephoto lenses where the magnification of the subject exceeds that obtained with a standard lens at its closest focusing distance.

April 14, 2020 - Long Exposure - Photographs that clearly show the use of long or extended exposure times. There is no fixed definition of what constitutes “long”; however, the intent is to create a photo that shows the effect of the passage of time, such as with smoothed water, moving people or objects, or light trails. A 30-minute photo of a static object and surroundings cannot be distinguished from a short exposure; hence, the inclusion of motion is an important factor to indicate that a long exposure was used to create the image.

May 12, 2020 - Critique Session – Open within 6 months – Any subject may be entered, provided the image was captured within six months of the critique date.

June 9, 2020 – End of Year Party

Please click on this link for specific competition rules:

<https://www.nihcameraclub.com/hidden/competitions/competition-rules/>



**NIH Camera Club presents a
Travelogue
Tuesday September 17, 8-9pm
Community Room
Five Star Premier Residences**

**“Potomac Hunt Races as Photographed by
Suzanne Taylor Dater”**



Suzanne was a member of the Potomac Hunt Club and went fox chasing with them for several years in the 1970's. She now enjoys photographing the Potomac Hunt Races which the Potomac Hunt Club hosts every May attended by thousands of spectators.



Famous Photographers By Stephen Levitas

#43 Sept. 2019 *Cameraderie*

Henri Cartier-Bresson (1908-2004)



Henri Cartier-Bresson defined modern street photography for us all. The term “decisive moment” originated with him, and it was his approach to street photography.

According to the Wikipedia summary:

Henri Cartier-Bresson was a French humanist photographer considered a master of candid photography, and an early user of 35 mm film. He pioneered the genre of street photography, and viewed photography as capturing a decisive moment. Cartier-Bresson was one of the founding members of Magnum Photos in 1947.

Here is the Wikipedia article: https://en.wikipedia.org/wiki/Henri_Cartier-Bresson

Four museums around the world have definitive collections of Cartier-Bresson’s photographs, which he designated. One of them is the The Menil Collection in Houston, Texas, which has this to say about Cartier-Bresson on their website:

His street scenes, landscapes, portraits, and especially his depictions of individuals absorbed in the everyday are filled with uncanny, telling details and infused with humor, mystery, and pathos that have been widely imitated but never equaled.

Here is The Menil Collection website: <https://www.menil.org/>




Boy Jumping Over Rain Puddle

Cartier-Bresson had a continuing interest in people jumping over puddles. He shot them both candidly and staged. I love the innovation in this shot to cut off the real boy’s head, and to show all of him in the puddle reflection. Could we say that Philippe Halsman (#40, May 2019) took inspiration from this for his *Jump* book? Sure!



Gestapo informer recognized by a woman she had denounced, Transit Camp, Dessau, Germany

Photo-journalism at its best. This is one of the classics.



Cartier-Bresson's decisive moment style shows here.

Montreal, Canada, 1964



... and here.

Shanghai, 1949

Better Query Saul

Techniques of Composition

By Saul Pleeter




My last column talked about Elements of Composition - lights and shadows, form, shape and line, texture, patterns, contrast, balance, and, lastly, gesture and emotion. These elements capture a viewer's intention and generally make photographs more interesting. In that vein, this column and the next will discuss Techniques of Composition - specific measures that are complementary to the Elements. Specifically, we will discuss:

- Rule of Thirds
- Emptying the Center
- Framing
- Suggestive Cropping
- Color Harmony
- Photo Impressionism
- Shadows and Silhouette
- Stand and Wait
- Open Canvas
- Secondary Focal Point
- Slow Shutter
- Selective Focus

Rule of Thirds: Although many believe that the Rule of Thirds is specifically for a camera, it is actually developed in the 18th Century as a device for making paintings aesthetically pleasing.

Think of 2 horizontal and 2 vertical lines dividing a frame into 9 quadrants or thirds. The vertices where the horizontal and vertical lines meet are hot spots - a more visually dynamic and engaging photo results from placing the key subjects at the hot spots. A 'mistake' that photographers make is the place horizons in the center of landscapes. The rule of thirds says to avoid this and place horizons at the upper or lower third of the frame.

Empty the Center: Photographers typically use the center or the Rule of Thirds to compose a photo. However, in some cases, leaving the center without a subject can make for an interesting photo. Think of an image that surrounds the center, but isn't in it and remember that the center can be occupied by negative space. Note that rules are nothing more than guidelines - emptying the center may in fact violate the Rule of Thirds. I have superimposed vertical and horizontal lines to form thirds in the photo below. The 'hot spots' are shown where the vertical and horizontal lines meet. The center is



Suggestive Cropping: A goal of a photographer is to keep the viewer focused on his/her photo. A way to do this is to suggest an object, rather than show it completely. If you crop to show just the main part of the subject, you can trust the viewer's imagination to fill in the blanks!



Color Harmony: refers to the process of utilizing **colors** that go together to create a pleasing image. Color harmony can occur even through the use of monochromatic colors - using different tones, tints, shades of a single (mono) color (chromatic) as in the photo below. (BTW the photo is also an example of suggestive cropping). With more than one color, color harmony. Another way to achieve color harmony is through the use of analogous colors. Analogous colors are colors that are close to one another on the color wheel and blend well together. For example., red, orange and yellow are analogous colors. The last choice to achieve color harmony is through the use of contrasting colors. Contrasting colors create contrast and interest in your photo. What are contrasting colors? If you look at a color wheel, contrasting colors are colors opposite one another on the wheel.






Photo Impressionism: There are a multitude of techniques to create impressionistic photos - photos that emphasize shape, form, pattern, texture and color rather than the subject itself. It is a device that eliminates extraneous information leaving only the impression of the subject. Included in photo impressionistic techniques are: multiple exposures, photo montage, in the round, long exposure with slow shutter and slow sync flash, rear sync flash and a variety of filters and apps. The photo below was created using long exposure, slow shutter and camera movement.



Did you know that.....The NIH Camera Club utilizes the awesome space at the Five Star Residence for our meeting place for FREE!!!! (Including snacks)
To pay back for this cool deal we are asking each of you to please consider volunteering and give something back to the club. If you are enjoying the club and winning or participating this is your chance to make a difference. ITS EASY!!!! Right now we are really looking for you to show us your vacation pictures ...so, Sign up today for a [Travelogue](#) presentation. IF you have never done this before we can help and guide you. PLEASE consider this very easy way to show the love of our club and the residents of the space we use!!

Please contact Linda Eisenstadt (linstadt@aol.com) for more information and to sign up!

NIHCC Travelogue

July 16, 2019

Dick Sprott

On Tuesday, July 16 members of the NIHCC and residents were treated to a delightful and hugely informative travelogue presented by Karen Goldman. These travelogues are presented in order to give back to the Five Star Premium Residence and its members for the hospitality they show us every month. Karen's presentation featured her wide variety of snorkeling and scuba diving under water travel and photography. Her presentation was lively, well-organized and kept her audience constantly engaged. No one left the room for the hour she showed her images and told her tales. I don't remember any other travelogue that held an audience's attention so well. It was a pleasure to attend and a source of pride for NIHCC.



Karen diving behind critically endangered Hawksbill Turtle, Roatan, Honduras, 2017. Olympus TG-4 (submersible to 50'). Photo by Edwin Bush.




Critically endangered Giant Sea Bass in kelp, Catalina, CA, 2018. Nikon Coolpix W300 (submersible to 100 feet). Diving.



Garibaldi, California state fish, Catalina, CA, 2019. Nikon W300, flash brings out oranges and reds. Diving.



Endangered Whale Shark, Whale Shark Biosphere Reserve, Isla Mujeres, Mexico, 2018. Nikon W300. Snorkeling (no diving permitted).



Goldentail Moray Eel and Coney, Cozumel, Mexico, 2018. Olympus TG-4, flash. Diving. To help them find food, coney and other fish often follow hunting eels.



**Maryland Photography Alliance (MPA)
Learn and Earn Program and Grant Program
Linda Eisenstadt, NIHCC representative to MPA
8/24/2019**

The Maryland Photography Alliance (MPA) is an association of Maryland-based photography clubs dedicated to:

- Enhancing photography as a hobby.
- Making photographers aware of meetings and group-shooting opportunities.
- Providing mutual assistance to member clubs through pooling resources.
- MPA conducts one competition, one gallery show, and one all-day seminar with a nationally known photographer every year.

MPA clubs promote education, provide information, create inspiration, and afford an opportunity for individual growth to those interested in photography!

MPA became a 501 c3 organization in 2019. This allowed the organization to release funds and distribute grant money to the member clubs that participated in the Learn and Earn program and the Odyssey of Light seminar.

Learn and Earn Programs:

- Planned and offered by MPA to help finance the member clubs
- 100% of the money raised by MPA is returned to the participating member clubs
- Distribution is based on the number of tickets purchased by the member clubs and the number of club members participating (100 people attended, 10 people from NIHCC participated, NIHCC would receive 10% of the money raised)
- 2018-2019 was the first Learn and Earn program – Street Photography by Leo Lubow (no one from NIHCC attended)
- Future plans to include multiple programs: field shoots with professional photographer, workshops, seminars and overnight trips.
- 2019-2020 MPA has planned a trip to Hillwood House in October 2019, a Learn and Earn program

Although Odyssey of Light is not considered a Learn and Earn program, the 2019 program was categorized as such. The Executive Board decides on a year to year basis whether to include Odyssey of Light seminar in the distribution of Learn and Earn grant monies.

August 2019, NIH Camera Club was informed we will receive \$50.96 based on our participation in the 2019 Odyssey of Light. We had no participants in the Learn and Earn program. MPA distributed \$2,000 from Odyssey of Light and \$476 from Learn and Earn program.

Club	2019 "Odyssey of Light" Seminar	Learn and Earn - Leo Lubow Seminar	Total Grant
ACC	\$76.43	\$85.00	\$161.43
BCC	\$305.73	\$34.00	\$339.73
BCCC	\$292.99	\$17.00	\$309.99
CCCC	\$114.65	\$17.00	\$131.65
CEB	\$89.17	\$17.00	\$106.17
CMPG	\$191.08		\$191.08
CPS	\$50.96	\$68.00	\$118.96
GCC	\$50.96	\$17.00	\$67.96
GPC	\$63.69	\$34.00	\$97.69
HCP	\$50.96		\$50.96
HCPG	\$203.82	\$17.00	\$220.82
MCCC	\$12.74		\$12.74
MC3	\$25.48	\$17.00	\$42.48
NBCC	\$280.25	\$85.00	\$365.25
NIHCC	\$50.96		\$50.96
PWBMA		\$34.00	\$34.00
SSCC	\$89.17	\$34.00	\$123.17
TCC	\$50.96		\$50.96
Grand Total	\$2,000.00	\$476.00	\$2,476.00

Educational Offering

Margaret Sprott

George Lea, a member of the NIH Camera Club has volunteered to present a series of educational programs to the club. George is an excellent photographer with a very deep knowledge of photography.

There will be four sessions presented in the Art Room of the Five Star Residence from 10AM to 11:30AM on Saturday mornings from October, 2019 to February 2020. They are scheduled on the Saturday before the regular camera club meetings so that George will be able to obtain feedback from the attendees at the club meetings.

One goal of the photographer is to share, exhibit, and showcase a collection of images. The viewed images reflect the perception of the photographer and convey a message to the viewer. The camera and lens combination is a first step toward our goal, a means to the end, a set of imperfect tools with compromises. The choice of camera and lens should match our final viewing preference: print, including size (11"x14"), phone, tablet, etc. The question is not what is the best; rather, what is good enough - a personal choice.

In order to help with your choice, some background on "why" rather than "how" needs to be clarified. The "how" changes with every software update and camera model but the "why" remains invariant. Here the focus will be on the "why" and leave you to consult the manual for "how".

Here is a description of the series of classes

October 5, 2019: Description of how we look at a picture as a basis for the design of a camera; the limits of human eye acuity and information conveyed by an image.

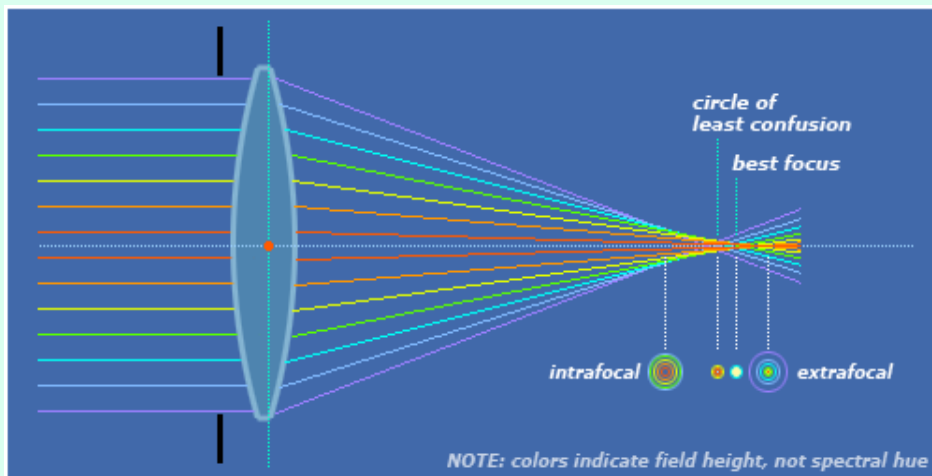
November 9, 2019: Details describing the formation of an image by a system of lenses on the focal plane of a camera.

January 11, 2020: Review of the functions of the light-sensing element, that which defines a digital camera, and how it responds to the image projected by the lens system.

February 8, 2020: Review of the digital photographic process so as to obtain maximum image quality from a digital camera.

I hope many of you will be able to attend this series and learn more about photography. I am very grateful to George for volunteering to present this interesting series of programs.

If you have any questions about the programs, feel free to talk to me or George.



CUBA DEC. 11-19, 2019

**YES, YOU CAN TRAVEL LEGALLY
TO CUBA!**



For over 25 years I have been organizing and leading groups to Cuba. This exciting trip will meet the criteria for legal travel “For the Betterment of the Cuban People and Support of Civil Society.”

We will begin our trip in Havana with visits to restored parts of Old Havana, museums, performances by private groups, a cooking lesson at a private restaurant, visits to community projects, a visit to Hemingway’s farm, lunch and a tour of a private organic farm which supplies private restaurants with produce and so much more. You will have an opportunity to visit the Fabrica de Arte Cubana, a very happening evening venue of art, music and events in a restored factory (cost of about \$2.50 not included).

We will then continue to Trinidad, a beautifully preserved colonial city and a UNESCO World Heritage site. Nearby we will visit Cienfuegos on a magnificent bay and enjoy a private performance by a local group and visit a graphics atelier.

The itinerary is still a work in progress as are the total costs and there will be more wonderful surprises as we go along. THE OPPORTUNITIES FOR PHOTOGRAPHY ARE ALMOST LIMITLESS!

Meals will be in private “Paladar”, privately owned and operated restaurants. Lodgings will be either in excellent hotels or “casas”, private guest houses.

Your cost will include all lodgings, all meals, transportation in a/c buses with a bathroom, a bi-lingual guide who has worked with me for 6 years, gratuities for the guide and driver, all transfers, your Cuban visa. Mandatory Cuban health insurance is included.

Not included: airfare from the US -Cuba-US (flights tbd), personal expenses and beverages other than those served as part of the meals (usually 1-2 cocktails or wine, beer, non-alcoholic), tips at meals and in lodgings.

Although prices are yet to be finalized, they have typically been costing \$3,500-4,000 per person.

If you are interested please contact me as soon as possible because I have had an unusual amount of interest since travel has greatly diminished due to new regulations and restrictions. I will send you an application with final costs. The group will be limited in size to make the experience optimal for everyone. Please contact me with any questions.

Peter Dunner, MD
psdunner@gmail.com
3015126558



PSA 81st Annual Conference of Photography Spokane Washington



Monroe Street Bridge © Karl Houglum

**Photo Tours
September 22-25, 2019**



September 25-28, 2019

This year's Conference will be held at The Centennial Hotel in Spokane, WA September 25- 28, 2019. Registration is now open and photo tours are still available. We have an excellent line up of programs, workshops, and featured speakers. Our list of featured speakers include Cole Thompson, Lewis Kemper, Charles Needle, and Nevada Wier. You can register for the full conference or daily. We hope you will make plans to join us at this great event.

All Conference information can be found on the Conference website at <https://psa-photo.org/conference-2019/>

CONFERENCE HOTEL

Centennial Hotel Spokane
303 West North River Drive
Spokane, WA 99201

<http://centennialhotelspokane.com>

info: 509.326.8000
reservations: 636.736.4071



PSA Conference Price: \$109 per night (by phone or online)

- o **Phone:** Call 636.736.4071 and provide group code: 20190920
- o **Internet:** Use this [booking link](https://psa-photo.org/conference-2019/) to book directly



<https://psa-photo.org/conference-2019/>



The NIH
CAMERA
CLUB

Register on the NIHCC Website

Our Webmaster Jim Turner is working very hard to make our website awesome. If you haven't registered yet, please do! If you have any questions about the way things work, please feel free to e-mail Jim and he will be able to help you with the easy process.

<http://www.nihcameraclub.com>



Silver Spring Camera Club

You might be interested to see what our sister club, the Silver Spring Camera Club, is up to! Here is a link to their site. They also publish a newsletter, Cable Release, and it is available here.

<http://www.sscphotography.org/>



A Proud Member of the



**Maryland
Photography Alliance**

<https://www.mdphotoalliance.org/>



Dear NIHCC Members,

Well, summer is almost over and with it came the Good (barbecues, fireworks, ice cream) the Bad (mosquitoes, humidity, sand in your bathing suit), and—well, you know—Camera Club dues! Dues have been coming in slowly and your Treasurer is getting twitchy. Fortunately, dues will remain the same for 2019-20: \$40 for single memberships and \$64 for two family members living together. (New members who joined in the last two months don't owe anything now).

Our Bylaws state that dues are payable by the September meeting, but please help our Treasurer with his OCD, and don't wait until the last minute. You can find the application/renewal form at the end of this newsletter, or on our website [here](#).

Please send your check, **along with the signed application**, to the address shown on the form.

If you have any questions, please contact Leonor Guillen (Membership Coordinator) or Stan Collyer (Treasurer).

Many Thanks!

Club Officers and Committees

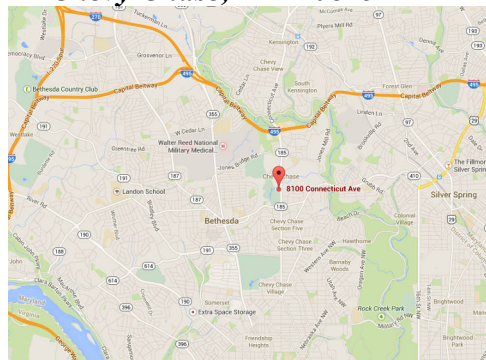
President: Margaret Sprott
Vice President: Cathrine Sasek
Secretary: Gosia Klosek
Treasurer: Stan Collyer
Past President: Linda Eisenstadt
Program Chair: Peter Dunner
Education, Workshop: Peter Dunner
Field Trip Chair: Bill James
Digital Czar(s): Quentin A. Fisher
Dale Lewis
Social Chair: Suzanne Dater
Membership Coordinator: Leonor Guillen
Nominating Committee Chair: Stan Collyer
Communications Director: Melissa Park
PSA Rep: Dick Sprott
Nature Visions Rep: Ann McDermott
Travelogue Chair: Linda Eisenstadt
Nature Visions Alternate: John Norvell
Editor: Diane J Poole
Webmaster: Jim Turner
Web Address: <http://www.nihcameraclub.com>

**This newsletter is published monthly by the
National Institutes of Health Camera Club,
Bethesda, MD.**

Meeting Location

**Five Star Premier Residences
of Chevy Chase**

**8100 Connecticut Avenue
Chevy Chase, MD 20815**



**Competition Night: Second Tuesday
of the month**

About Our Club

The purpose of the NIH Camera Club is to encourage its members to increase their knowledge, skills, and enjoyment of photography by holding meetings, classes, lectures, and demonstrations of the various phases of photography, and conducting workshops, photographic competitions, and other photography related activities. **Membership is open to all, not just NIH employees.**

Meetings are normally held on the second Tuesday of each month from September through June at 7:00 P.M. at the Five Star Premier Residences on Connecticut Avenue in Chevy Chase, MD. Special events will be held at The FAES Social and Academic Center 9101 Old Georgetown Road, Bethesda, MD 20814

Complete membership form (find on the web site and attached to each newsletter or pick up at a meeting). Please note that you must be a member to compete in the monthly competitions.

Mail membership form and check to the Treasurer:
Stan Collyer 8817 Belmont Road Potomac, MD 20854 or submit at a regular meeting.
You do not have to work at NIH to join the club.

© NIH Camera Club and its Contributors.

The contents of *Cameraderie* are copyrighted. No material herein may be reproduced in any manner without the written permission of the Editor or the material's author.

MEMBERSHIP APPLICATION and RENEWAL FORM

National Institutes of Health Camera Club (NIHCC)

Membership in the NIH Camera Club historically consisted of current and former NIH employees and their families. The club is now open to anyone who has an interest in photography. The Treasurer collects Camera Club dues by September.

DATE: _____

NAME: _____

HOME or WORK ADDRESS: _____

PHONE #: HOME _____ CELL _____ WORK _____

E-MAIL ADDRESS _____

FEES (please check the appropriate line(s):

\$__ Single membership: \$40

\$__ Family membership (Family members must live in same household):

2 family members: \$64 3 family members: \$88

TOTAL AMOUNT PAID \$ _____ Cash ___ Check # _____

MAKE CHECKS PAYABLE TO: NIH Camera Club

SEND TO: Stan Collyer, Treasurer
8817 Belmart Road
Potomac, MD 20854
H-301-299-6955
Email: sccollier@aol.com

Please indicate how you would like to be involved in NIH Camera Club activities:

- | | |
|--------------------------------------|--------------------------|
| ----Program Committee | ----Membership Committee |
| ----Social Committee | ----Publicity Committee |
| ----Field Trip Committee | ----Newsletter Committee |
| ----Workshop and Education Committee | ----Website Committee |

WAIVER

I hold the NIH Camera Club (NIHCC) and each member of NIHCC, individually and collectively, blameless for any injury that may occur to me or my guests, or my property while participating in any NIHCC activity or event.

Print Name

Signature

Date

June 2019